

# How to use Orbis – Basics


Jaakko Tyynelä (jaty@uva.fi) 6.4.2017

1. Go to 'Databases in Accounting and Finance' homepage:  
<http://lipas.uwasa.fi/~jaty/dbases.html> and choose Orbis or go directly to Orbis pages: <http://lipas.uwasa.fi/~jaty/tp/orbis.html>
2. If you are using a computer located in University of Vaasa network, click the first link. If you are using your own computer e.g. at home click the second link.

---

lipas.uwasa.fi/~jaty/tp/orbis.html

---



UNIVERSITY OF VAASA

---

## Orbis


Orbis contains information on 99 million listed and unlisted companies worldwide.

See more information [here](#).

You can access Orbis using computers in University of Vaasa [here](#).  
You can access Orbis through Tritonia's Finna search service [here](#).

---

Updated 10.1.2017.  
<http://www.uwasa.fi/~jaty/tp/orbis.html>

 Back to start page

[\[University of Vaasa\]](#) [\[Accounting and Finance\]](#) [\[Databases in Accounting and Finance\]](#)

- If you use your own computer, you must log in to Tritonia's Finna service (upper right corner). Then choose 'Database interface'.

The screenshot shows the Tritonia library website interface. At the top, there is a navigation bar with links for Library, Search functions, Instructions, Change portal, Feedback, Suomi, Svenska, and a Login button. Below this is the Vaasan yliopisto (University of Vaasa) logo and the TRITONIA and FINNA logos. A yellow search bar contains the text 'Find...' and a magnifying glass icon, with a 'Q\* Advanced Search' button to its right. Below the search bar, there are several utility icons: Add to Favourites, Email this, Export reference, Cite this, Print, and QR Code. On the right side, there are social media icons for Facebook, Twitter, and Pinterest. The main content area features a 'Database interface' link circled in red. Below this link, there is a description of the Orbis database, its other titles, physical description, language, material type, and access information. To the right of the main content, there are sections for 'Material provided by' (Tritonia - Tria) and 'Similar items' (Orbis, Orbis geographicus, Orbis litterarum, Silvae orbis, Revista Orbis). At the bottom of the main content area, there are tabs for 'Holdings', 'Comments(0)', and 'Cataloguing details', and a 'Login' button for hold and recall information. Below the main content area, there is a section for 'Online resources' with a link to 'Database interface'.

- Accept the conditions.

The screenshot shows a 'User License Agreement for access by academic institutions to databases published by Bureau van Dijk (BvD)'. The text of the agreement is as follows:

**User License Agreement for access by academic institutions to databases published by Bureau van Dijk (BvD)**

The user (the academic institution) understands that the database is made available for exclusive educational use and accepts that it will not publish or make the data available to a third party, other than in the normal course of its educational activities.

The user understands that the usage of the database during internship for other than educational purposes is also not allowed

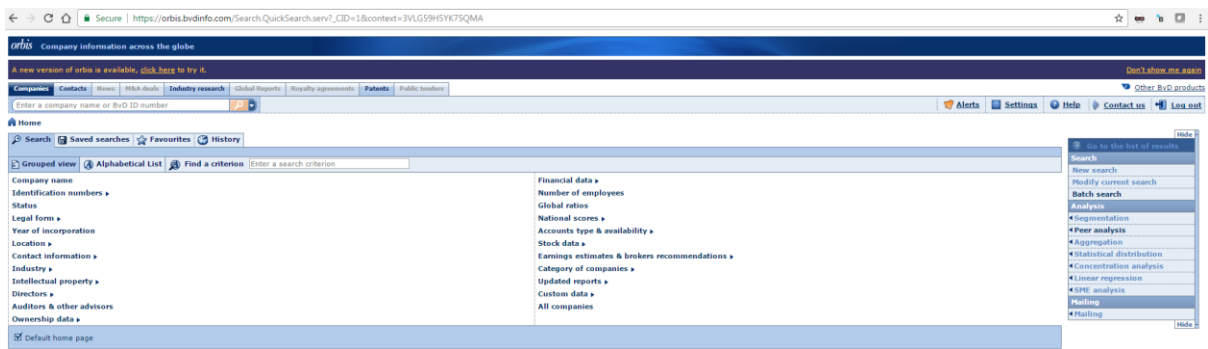
When the user's students are no longer a registered student in a department that provides academic access to the software, those students may no longer make use of that access

If a student violates the terms of this License Agreement BvD will demand removal of their access to the service and report the violation to the responsible access provider i.e. University

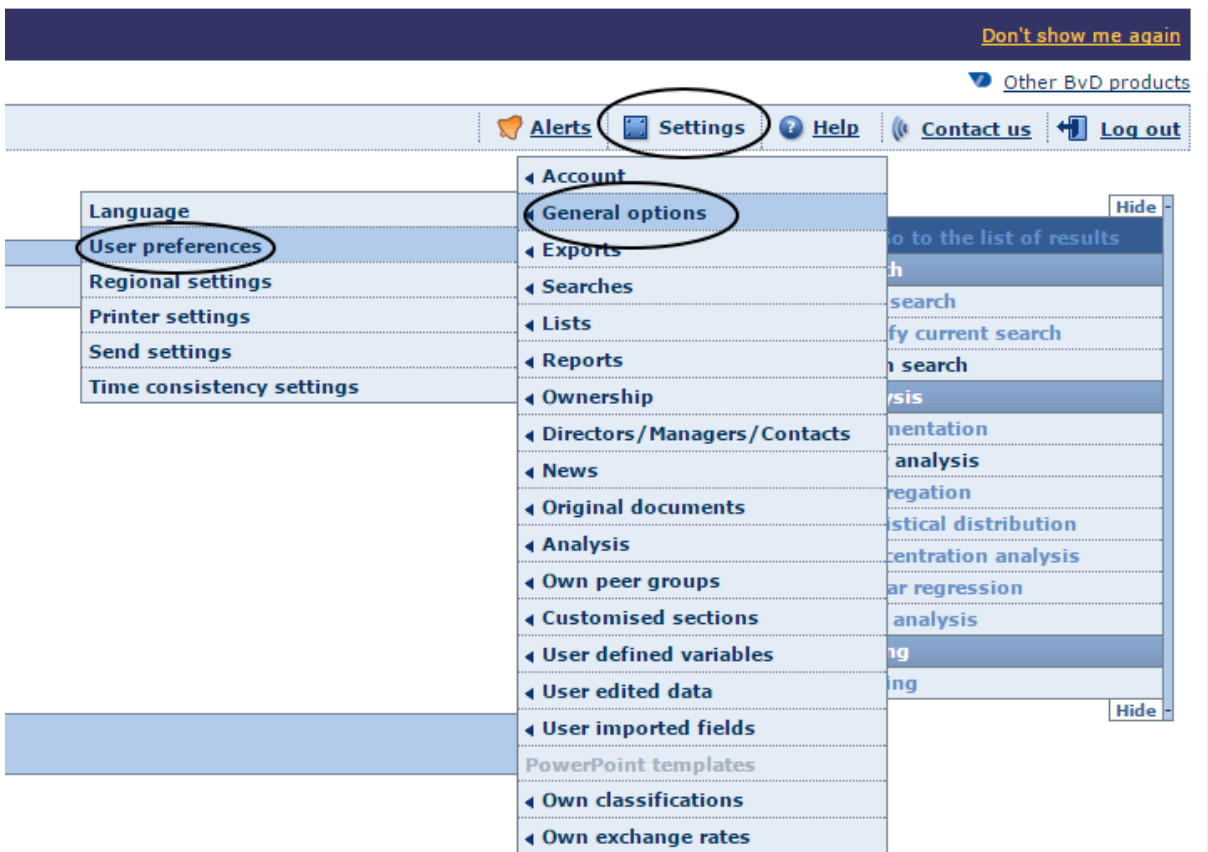
The general 'Terms and Conditions' applies in addition to the present License agreement.

At the bottom of the agreement, there are two buttons: 'I accept this condition' and 'Exit application'. The 'I accept this condition' button is circled in red.

5. Here is the home page of Orbis database.



6. The default currency is USD. You can change it in Settings – General options – User preferences if you need to do that.



orbis Company information across the globe

A new version of orbis is available, [click here](#) to try it.

Companies Contacts News M&A deals Industry research Global Reports Royalty agreements Patents Public tenders

Enter a company name or BvD ID number

Home > Settings

GENERAL OPTIONS > USER PREFERENCES

Default currency: USD ▼

List of currencies:  edited list  
 complete list

When companies are listed, display:  inactive companies in grey  
 publicly listed companies in green  
 branches in brown  
 companies with edited data in light blue

Default letter display for results and analysis is  all capitals (=upper cases)  
 capitalization (=sentence cases)

Default alphabet for data in results and analysis:  local alphabet when available  
 internationally recognised alphabet

Display the side-bar menu to the right side of the screen

Show the warning pop-up box when:  saving under an existing name  
 a file has been saved on to the server or a request has been performed  
 searching on the Internet from a company report

Revert to default settings Cancel changes Finish

7. You can use many criterias to choose the companies. E.g. location in Finland. Click 'OK' in right corner when ready.

orbis Company information across the globe

A new version of orbis is available, [click here](#) to try it.

Companies Contacts News M&A deals Industry research Global Reports Royalty agreements Patents Public tenders

Enter a company name or BvD ID number

Alerts Settings Help Contact us Log out

Home

Search Saved searches Favourites History

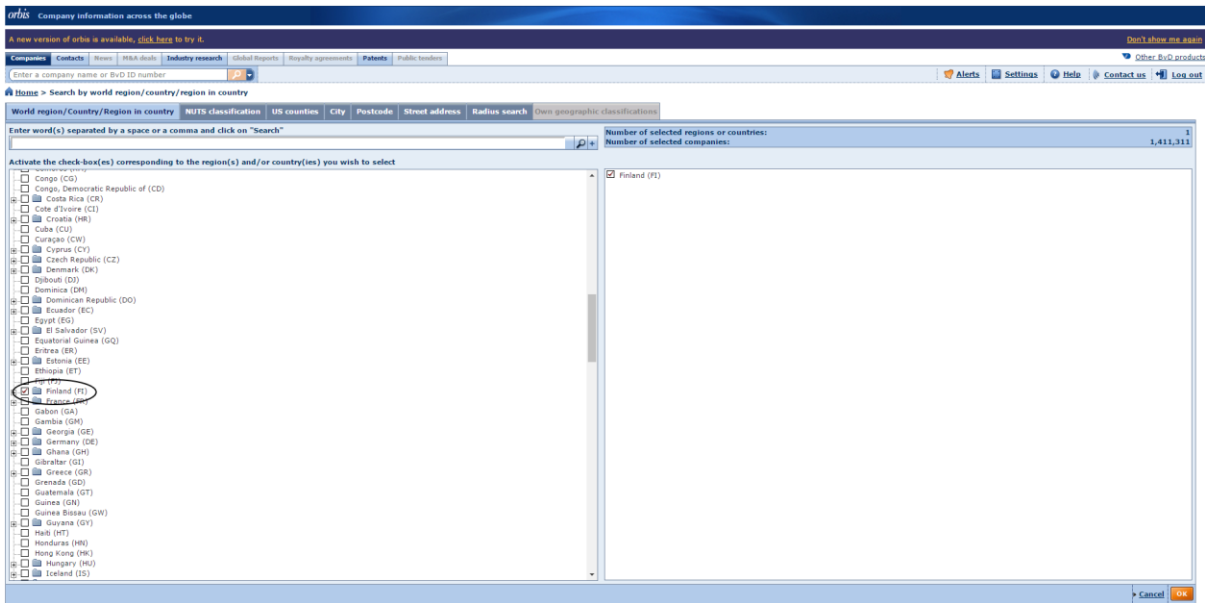
Grouped view Alphabetical List Find a criterion Enter a search criterion

Company name  
 Identification numbers  
 Status  
 Legal form  
 Year of incorporation  
 Contact information  
 Industry  
 Intellectual property  
 Directors  
 Auditors & other advisors  
 Ownership data

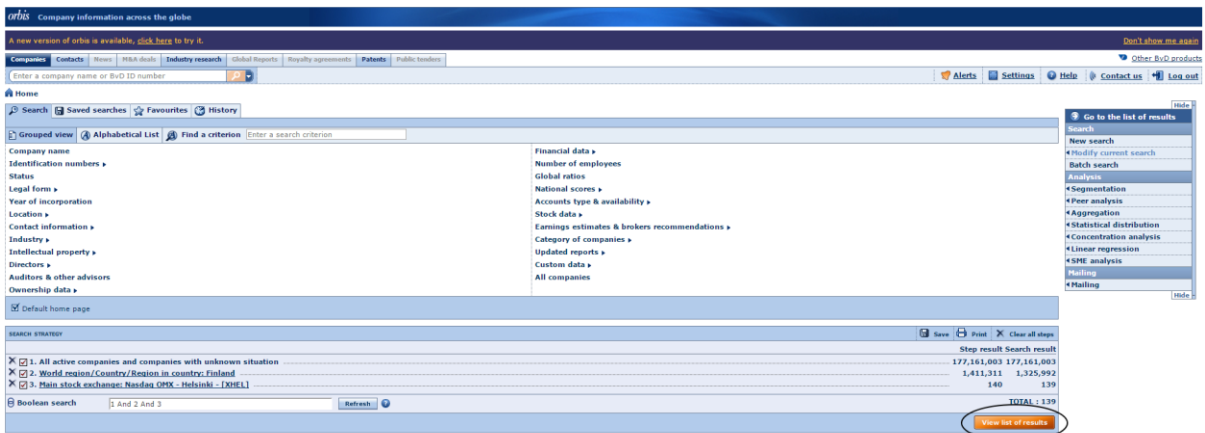
Financial data  
 Number of employees  
 Global ratios  
 National scores  
 Accounts type & availability  
 Stock data  
 Earnings estimates & brokers recommendations  
 Category of companies  
 Updated reports  
 Custom data  
 All companies

Go to the last of results  
 Search  
 New search  
 Modify current search  
 Batch search  
 Analysis  
 Segmentation  
 Peer analysis  
 Aggregation  
 Statistical distribution  
 Concentration analysis  
 Linear regression  
 KPI analysis  
 Mapping  
 Mapping

Default home page



- After inserting all criteria you can see total number of companies for the search. Then click 'View list of results'.



9. Now you can choose variables you need. Click 'Columns'.

Company name	Country ISO Code	NACE Rev. 2 Core code (4 digits)	Comp. code	Last year	Operating revenue (Turnover) Last avail. yr	Number of employees Last avail. yr	GDO - Name
1. NOKIA OYJ	FI	2630	C1	2016	24,891,518	n.a. A+	NOKIA OYJ
2. HESLE OYJ	FI	1900	C1	2016	12,366,702	5,051 D	VALTIONEUVOSTON KANSLIA
3. KESKO OYJ	FI	4649	C1	2016	11,459,016	27,656 A+	KESKO OYJ
4. STORA ENSO OYJ	FI	1712	C1	2016	10,452,456	25,447 B+	STORA ENSO OYJ
5. UPM-KYMMENE OYJ	FI	1712	C1	2016	10,421,687	19,310 A+	UPM-KYMMENE OYJ
6. HONKA OYJ	FI	2822	C1	2016	9,236,937	52,254 C+	HILARTE HELJIN
7. SAMPO PLC	FI	6500	C1	2015	6,214,300	n.a. U	SAMPO PLC
8. OUTOKUMPU OYJ	FI	2410	C1	2016	6,054,751	10,600 A+	OUTOKUMPU OYJ
9. WARTSILA OYJ	FI	2815	C1	2016	5,111,331	18,011 A+	WARTSILA OYJ
10. FORUM OYJ	FI	3511	C1	2016	3,863,377	6,158 D	VALTIONEUVOSTON KANSLIA
11. CARGOTEC OYJ	FI	5222	C1	2016	3,743,109	11,184 A+	CARGOTEC OYJ
12. VALMET OYJ	FI	2895	C1	2016	3,102,216	12,012 A+	VALMET OYJ
13. HUHTAMAKI OYJ	FI	1089	C1	2016	3,045,206	17,076 A+	HUHTAMAKI OYJ
14. ANKER SPORTS OYJ	FI	3230	C1	2016	2,780,188	6,459 A+	ANKER SPORTS OYJ
15. NETSO OYJ	FI	2895	C1	2016	2,736,444	11,542 A+	NETSO OYJ
16. FINNAIR OYJ	FI	5110	C1	2016	2,531,724	4,937 D	VALTIONEUVOSTON KANSLIA
17. KEMIRA OYJ	FI	2059	C1	2016	2,495,582	4,818 A+	KEMIRA OYJ
18. CAVELERION OYJ	FI	2951	C1	2016	2,493,896	16,513 A+	CAVELERION OYJ
19. KONECRANES OYJ	FI	2822	C1	2016	2,248,185	10,951 A+	KONECRANES OYJ
20. HISSCAN OYJ	FI	1011	C1	2016	1,983,816	7,319 D	LSO OSUUSKUNTA
21. MELISA BOARD OYJ	FI	1712	C1	2016	1,876,341	2,448 D	NETSALITTO OSUUSKUNTA
22. LEMMINKAINEN OYJ	FI	4211	C1	2016	1,812,947	4,244 A+	LEMMINKAINEN OYJ
23. YIT OYJ	FI	4120	C1	2016	1,780,375	5,261 A+	YIT OYJ
24. SANOMA OYJ	FI	1811	C1	2016	1,750,228	5,227 A+	SANOMA OYJ
25. ORIGLA-KO OYJ	FI	4645	C1	2016	1,740,319	2,582 A+	ORIGLA-KO OYJ

10. Check the variables you need one by one.

The 'LIST FORMAT' dialog box is open, showing the 'Variables' section. The following variables are selected:

- Country ISO Code
- NACE Rev. 2 Core code (4 digits)
- Comp. code
- Last avail. year
- Number of employees | Latest avail. yr | Modfy.
- GDO - Name

11. Usually it is recommended to use 'Absolute periods'. Check the data years you need. Check also that you have the right currency. Click OK.

The 'Periods / Currency(ies) / Unit / Exchange rate' sub-dialog box is open. The 'Absolute periods' radio button is selected. The 'Currency' is set to EUR. The 'Unit' is set to million. The 'Exchange rate' is set to at each closing date.

12. Now you can see the data. Click 'Export' to export the data to Excel.

Company information across the globe

A new version of whois is available, click here to try it.

Companies Contacts News R&D deals Industry research Global Reports Royalty agreements Patents Public tenders

Enter a company name or EVD ID number

Alerts Settings Help Contact us Log out

Home > List (My list 1)

Show search strategy

Companies with edited data are displayed in blue (Add)

Company name	Country ISO Code	NAACE Reg. 2 Core code (4 digits)	Cons. code	Last avail. year	Number of employees last avail. yr	Indep. Indec.	IGIO - Name	Total assets Last avail. yr	Total assets in EUR 2016	Total assets in EUR 2017	Total assets in EUR 2018	Total assets in EUR 2019	Total assets in EUR 2020
<input checked="" type="checkbox"/> <a href="#">NOKIA OYJ</a>	FI	2630	C1	2016	n.a.	A+	NOKIA OYJ	0	0	20,926,000	21,063,000	25,191,000	29,984,000
<input checked="" type="checkbox"/> <a href="#">NESTE OYJ</a>	FI	1920	C1	2016	5,001	D	VALTIONEUVOSTON KANSLIA	7,443,000	7,443,000	6,793,000	6,494,000	7,040,000	7,398,000
<input checked="" type="checkbox"/> <a href="#">RESKO OYJ</a>	FI	4849	C1	2016	27,656	A+	RESKO OYJ	4,407,700	4,407,700	4,139,300	4,197,700	4,261,700	4,375,200
<input checked="" type="checkbox"/> <a href="#">STORA ENSO OYJ</a>	FI	1712	C1	2016	25,447	B+	STORA ENSO OYJ	12,326,000	12,326,000	12,361,000	12,847,000	12,754,000	13,693,600
<input checked="" type="checkbox"/> <a href="#">UPM-KYMMENE OYJ</a>	FI	1712	C1	2016	19,310	A+	UPM-KYMMENE OYJ	13,911,000	13,911,000	14,193,000	14,195,000	14,599,000	14,843,000
<input checked="" type="checkbox"/> <a href="#">KONE OYJ</a>	FI	2822	C1	2016	52,104	C+	KR ANTTI HERLIN	7,951,300	7,951,300	7,505,600	6,360,000	5,343,200	5,109,200
<input checked="" type="checkbox"/> <a href="#">SAIPPO PLC</a>	FI	6900	C1	2015	n.a.	U	SAIPPO PLC	35,639,000	n.a.	35,639,000	34,750,000	21,576,000	21,079,000
<input checked="" type="checkbox"/> <a href="#">OUTOKUMPU OYJ</a>	FI	2410	C1	2016	10,600	A+	OUTOKUMPU OYJ	5,990,000	5,990,000	5,874,000	6,411,000	8,823,000	9,671,000
<input checked="" type="checkbox"/> <a href="#">WARTSILA OYJ</a>	FI	2815	C1	2016	18,011	A+	WARTSILA OYJ	5,391,000	5,391,000	5,589,000	5,280,000	5,209,000	5,038,000
<input checked="" type="checkbox"/> <a href="#">FORTUM OYJ</a>	FI	3511	C1	2016	8,108	D	VALTIONEUVOSTON KANSLIA	21,964,000	21,964,000	22,787,000	21,375,000	24,420,000	24,628,000
<input checked="" type="checkbox"/> <a href="#">CAROTEC OYJ</a>	FI	5222	C1	2016	11,184	A+	CAROTEC OYJ	3,736,300	3,736,300	3,570,700	3,652,300	3,335,700	3,293,800
<input checked="" type="checkbox"/> <a href="#">VALMET OYJ</a>	FI	2895	C1	2016	12,012	A+	VALMET OYJ	2,958,000	2,958,000	2,894,000	2,412,000	2,313,000	2,908,000
<input checked="" type="checkbox"/> <a href="#">HUHTAMAKI OYJ</a>	FI	1089	C1	2016	17,076	A+	HUHTAMAKI OYJ	2,874,600	2,874,600	2,515,300	2,298,000	2,142,100	2,028,700
<input checked="" type="checkbox"/> <a href="#">AMER SPORTS OYJ</a>	FI	3230	C1	2016	8,439	A+	AMER SPORTS OYJ	2,715,100	2,715,100	2,555,700	2,173,600	2,029,900	1,870,300
<input checked="" type="checkbox"/> <a href="#">METS OYJ</a>	FI	2895	C1	2016	11,542	A+	METS OYJ	3,236,000	3,236,000	3,209,000	3,403,000	3,678,000	6,642,000
<input checked="" type="checkbox"/> <a href="#">FINNRAI OYJ</a>	FI	5110	C1	2016	4,937	D	VALTIONEUVOSTON KANSLIA	2,528,700	2,528,700	2,050,300	1,885,100	2,117,600	2,241,700
<input checked="" type="checkbox"/> <a href="#">KEMIRA OYJ</a>	FI	2059	C1	2016	4,818	A+	KEMIRA OYJ	2,620,900	2,620,900	2,595,200	2,295,700	2,211,000	2,489,000
<input checked="" type="checkbox"/> <a href="#">CAVERION OYJ</a>	FI	2851	C1	2016	16,913	A+	CAVERION OYJ	1,184,300	1,184,300	1,156,700	1,134,500	1,274,200	n.a.
<input checked="" type="checkbox"/> <a href="#">KONECRANES OYJ</a>	FI	2822	C1	2016	10,951	A+	KONECRANES OYJ	1,529,900	1,529,900	1,484,900	1,477,987	1,482,049	1,563,760
<input checked="" type="checkbox"/> <a href="#">METSAN BOARD OYJ</a>	FI	1011	C1	2016	7,319	D	LSO OSUUSKUNTA	854,800	854,800	837,300	864,300	1,102,200	1,218,900
<input checked="" type="checkbox"/> <a href="#">METSALITTO OSUUSKUNTA</a>	FI	1712	C1	2016	2,466	D	METSALITTO OSUUSKUNTA	2,184,200	2,184,200	2,220,100	2,148,800	2,097,000	2,581,200
<input checked="" type="checkbox"/> <a href="#">LEHMINKAINEN OYJ</a>	FI	4211	C1	2016	4,244	B+	LEHMINKAINEN OYJ	968,000	968,000	1,035,500	1,257,777	1,342,654	1,300,414
<input checked="" type="checkbox"/> <a href="#">YTY OYJ</a>	FI	4120	C1	2016	5,261	A+	YTY OYJ	2,284,000	2,284,000	1,846,600	2,218,400	2,562,600	3,471,600
<input checked="" type="checkbox"/> <a href="#">SANOMA OYJ</a>	FI	1811	C1	2016	5,227	A+	SANOMA OYJ	2,605,600	2,605,600	2,765,100	3,016,500	3,349,100	4,019,800
<input checked="" type="checkbox"/> <a href="#">ORIOLA-KD OYJ</a>	FI	4645	C1	2016	2,582	A+	ORIOLA-KD OYJ	925,400	925,400	946,900	874,000	1,500,100	1,318,500

Back to search

New search

Modify current search

Batch search

Define the format

List format

Analysis

Segmentation

Peer analysis

Aggregation

Statistical distribution

Concentration analysis

Linear regression

SPNE analysis

Settings

Help

13. Click 'OK' to start exporting the data.

Orbis - Export - Google Chrome

Secure | https://orbis.bvdinfo.com/version-201744/ExportDlg.serv?\_CID=420&cor

### Export parameters

**Would you like to export :**

- The list of companies** Current list ▾
  - Include the search strategy
  - Include the current definition of the GUO
  - When a field takes multiple values, export each value to a distinct cell
    - Repeat single data item
    - Keep one company per line (multivalued fields will be contained in 1 cell)
- The companies' report** Current report ▾ [>View](#)
  - Export each company to a separate file

**Select the companies you wish to export :**

- All companies**
- The marked companies
- The unmarked companies
- The companies from: [ ] to: [ ]

**Define your Export settings :**

Paper size A4 ▾

Orientation  Portrait  Landscape

**Select a format:**

Excel 2007 (\*.xlsx) ▾ For text format only: Delimiter Tab ▾ or [ ]

Excel (\*.xls)

Text (Tab delimited) (\*.txt)

Xml (\*.xml)

**Choose a name for the file to be exported:**

Orbis\_Export\_1

Cancel OK



14. First worksheet in Excel shows the criteria used.

The screenshot shows the Microsoft Excel interface with the 'Home' tab selected. The ribbon includes options for Clipboard, Font, Alignment, and Number. The active cell is A1, containing the text 'Product name'. Below the ribbon, a table displays search results for 'Orbis'.

	A	B	C	D	E	F	G
1	<b>Product name</b>	<b>Orbis</b>					
2	<b>Update number</b>	<b>158</b>					
3	<b>Software version</b>	<b>129.00</b>					
4	<b>Data update</b>	<b>05/04/2017 (n° 15803)</b>					
5	<b>Username</b>	<b>University of Vaasa1-3</b>					
6	<b>Export date</b>	<b>05/04/2017</b>					
7				<b>Step result</b>	<b>Search result</b>		
8	<b>1. All active companies and companies with unknown situation</b>			<b>177,161,003</b>	<b>177,161,003</b>		
9	<b>2. World region/Country/Region in country: Finland</b>			<b>1,411,311</b>	<b>1,325,992</b>		
10	<b>3. Main stock exchange</b>			<b>140</b>	<b>139</b>		
11	<b>Boolean search : 1 And 2 And 3</b>						
12				<b>TOTAL</b>	<b>139</b>		

Below the table, the following text is displayed:

Fiscal year end:31/03

Current search settings:

- priority given to the most recent accounts available
- exclusion of companies with no recent financial data and Public authorities/States/Governments

Definition of the Ultimate Owner:

- minimum percentage that must characterise the path from a subject Company up to its Ultimate owner: 50.01%
- UO can have no shareholder identified or all its shareholders have an unknown percentage

15. The results can be found in worksheet 'Results'.

	A	B	C	D	E	F	G
		Company name	Country ISO Code	NACE Rev. 2 Core code (4 digits)	Cons. code	Last avail. year	Num empl. Last av
1.		NOKIA OYJ	FI	2630	C1	2016	
2.		NESTE OYJ	FI	1920	C1	2016	
3.		KESKO OYJ	FI	4649	C1	2016	
4.		STORA ENSO OYJ	FI	1712	C1	2016	
5.		UPM-KYMMENE OYJ	FI	1712	C1	2016	
6.		KONE OYJ	FI	2822	C1	2016	
7.		SAMPO PLC	FI	6500	C1	2015	
8.		OUTOKUMPU OYJ	FI	2410	C1	2016	
9.		WARTSILA OYJ	FI	2815	C1	2016	
10.		FORTUM OYJ	FI	3511	C1	2016	
11.		CARGOTEC OYJ	FI	5222	C1	2016	
12.		VALMET OYJ	FI	2895	C1	2016	
13.		HUHTAMAKI OYJ	FI	1089	C1	2016	
14.		AMER SPORTS OYJ	FI	3230	C1	2016	
15.		METSO OYJ	FI	2895	C1	2016	
16.		FINNAIR OYJ	FI	5110	C1	2016	
17.		KEMIRA OYJ	FI	2059	C1	2016	
18.		CAVERION OYJ	FI	2651	C1	2016	
19.		KONECRANES OYJ	FI	2822	C1	2016	
20.		HKSCAN OYJ	FI	1011	C1	2016	
21.		METSA BOARD OYJ	FI	1712	C1	2016	
22.		LEMMINKAINEN OYJ	FI	4211	C1	2016	
23.		YIT OYJ	FI	4120	C1	2016	
24.		SANOMA OYJ	FI	1811	C1	2016	
25.		ORIOLA-KD OYJ	FI	4645	C1	2016	
26.		ELISA OYJ	FI	6190	C1	2016	
27.		TIETO OYJ	FI	5829	C1	2016	
28.		NOKIAN RENKAAT OYJ	FI	2211	C1	2016	
29.		ATRIA OYJ	FI	1011	C1	2015	
30.		STOCKMANN OYJ ABP	FI	4719	C1	2016	
31.		FISKARS OYJ ABP	FI	2571	C1	2016	