



Vaasan yliopisto
UNIVERSITY OF VAASA

DATABASES

in Accounting and Finance

IMTRIF 15.1.2020
Jaakko Tyynelä

Overview

- Plenty of good databases for studies and research
- ONLY for non-commercial purposes
- Some databases are available in intranet/internet
- Most databases are available by request
 - contact Jaakko Tyynelä (jaty@uva.fi)
- **<http://lipas.uwasa.fi/~jaty/dbases.html>**

Index

- [General](#)
- [Databases](#)
- [Using](#)

Links

- [Free databases](#)
- [Library's databases](#)
- [University of Vaasa](#)
- [IMTRIF 16.1.2019](#)

Databases in Accounting and Finance

General

There are many helpful databases in Accounting and Finance at the University of Vaasa. These databases are ONLY for students and researchers of accounting and finance and can only be used for studies and research. These databases can NOT be used for commercial purposes.

All comments and questions can be sent to [Jaakko Tyynela](mailto:Jaakko.Tyynela@uwasa.fi), email: jaty@uwa.fi

Databases

- [ETLA's database for financial statements](#) has financial statements for 500 biggest Finnish companies for years 1986-2018.
- [VOITTO+](#) -database contains financial statements for over 200.000 Finnish companies for years 1991-2019. There are also firms that have gone bankrupt.
- [Orbis](#)
- [Audit Analytics](#)

- [Thomson Reuters Eikon](#) (e.g. Worldscope and Datastream)
- [SDC Platinum](#)

- [Historical prices](#) for NASDAQ OMX Helsinki Stock Exchange
- [Trade history](#) for NASDAQ OMX Helsinki Stock Exchange (intraday)
- [Company announcements from NASDAQ OMX Helsinki](#)
- [Fitch Connect](#)

- Corporate Governance data 2001-2010 from [Institutional Shareholder Services](#). See [Manual](#).
- Executive compensation data from [ExecuComp](#). See also [Table Descriptions](#)
- [Webropol](#), software for survey, analysis and reporting

How to use these databases?

- [Instructions](#)

ETLA's database

- Financial statements for 500 biggest Finnish firms
- Annual income statements, balance sheets and ratios for years 1986-2018
- Same data as in Talouselämä magazine's TE 500 – review
- Adjusted financial statements
- Long time-period



Voitto+

- Financial statements and some ratios for over 200.000 active and 9.000 non-active Finnish firms
- Access in university's class rooms
- Data for last 5 years in online version
 - Historical data from early 1990's available by request
- Contact details
- A big amount of companies, easy to use



Voitto+

The screenshot displays the Voitto+ web application interface. At the top, the title bar reads "SUOMEN ASIAKASTIETO OY VOITTO+ 2/2012 SEARCH CRITERIA". The main header features the "Voitto+" logo and flags for Finland, Sweden, and the UK. Below the header is a navigation bar with left and right arrows, a home icon, a help icon, and a "Logout" button.

The central area is a table with the following rows:

Company		
Business ID		
Address		
Turnover (EUR)		
Turnover/person (EUR)		
Gross result (EUR)		
Gross result/person (EUR)		
Result for the financial year (EUR)		
Liabilities total (EUR)		
Change in gross result in %		
Change in turnover in %		
Operatin income in %		
Operating margin		
Return on invest		
Return on assets, %		
Quick Ratio		
Current Ratio		
Equity ratio		
Net gearing		
Debt to net sales ratio, %		
Working capital, %		

At the bottom of the table area, there are several filter buttons:

Line of business		Audit statement	
Company form		Profitability	
Provinces		Liquidity	
Area		Solvency	
Selection of financial years		Financial category	

On the right side, the "Search criteria" panel includes:

- Search criteria**
- The search is directed...
- Ratios**
- Latest (dropdown menu)
- To active companies only
- To parent companies in groups
- Own briefcase (button)
- Bus. ID import (button)
- Clear (button)
- The search result in total
- 194174 (input field)
- Ok (button)
- ISSN 1459-9457

Voitto+

SUOMEN ASIAKASTIETO OY YRITYKSEN TILINPÄÄTÖS

Voitto+

Company list Search criteria ? ? Logout

Company **Nokia Oyj** Domicile Helsinki
 Address PL 226 **Excel** Post office 00045 Nokia Group
 Business ID 01120389 Reg.No. 002263 Regist. date 19.12.1896 Number of personnel 11895
 Main line of business 26300 Manufacture of communication equipment Internet Open

PROFIT AND LOSS ACCOUNT	12/11	12mth	12/10	12mth	12/09	12mth	12/08	12mth	12/07	12mth
NET TURNOVER	17 240 000.0		20 639 000.0		20 167 000.0		26 940 000.0		30 907 000.0	
Cost of sales	-12 979 000.0		-15 363 000.0		-14 666 000.0		-18 712 000.0		-20 995 000.0	
GROSS PROFIT (LOSS)	4 261 000.0		5 276 000.0		5 501 000.0		8 228 000.0		9 912 000.0	
Distribution costs	-1 384 000.0		-1 453 000.0		-1 403 000.0		-1 393 000.0		-1 328 000.0	
Administrative expenses	-227 000.0		-217 000.0		-396 000.0		-769 000.0		-566 000.0	
Other operating income	203 000.0		341 000.0		106 000.0		120 000.0		139 000.0	
Other operating expenses	-3 474 000.0		-3 266 000.0		-3 167 000.0		-3 487 000.0		-3 089 000.0	
OPERATING RESULT	-621 000.0		681 000.0		641 000.0		2 699 000.0		5 068 000.0	
Financial income and expenses										
Income on investments in group companies	3 696 000.0		396 000.0		290 000.0		31 000.0		2 585 000.0	
Income on investments in associated companies										

BALANCE SHEET	12/11	12mth	12/10	12mth	12/09	12mth	12/08	12mth	12/07	12mth
ASSETS										
NON-CURRENT ASSETS										
Intangible assets										
Formation expenses										
Research expenses										
Development expenses			3 000.0		13 000.0		21 000.0		106 000.0	

Profitability **good** Solvency **satisfactory** Liquidity **satisfactory**
 Financial category **satisfactory**

Financial statement.
 Financial statement.
 Ratios
 Graphic comp.
 Audition
 Other names
 Groups
 Group structure
 Group fin. statement
 Merger data
 Graphics

Browse

Ratios
 In words
 In figures

Orbis World

- Information on 99 million listed and unlisted companies worldwide
 - Company financials in a standardised format
 - Financial strength indicators
 - Ratings
 - Options to create your own ratios and bring in your own data fields
 - Directors and contacts
 - Original filings/images
 - Stock data
 - Private equity data and portfolios
 - Patents
 - Detailed corporate and ownership structures
 - Industry research
 - Business and company-related news
 - M&A deals and rumours



Orbis World

- Huge amount of companies worldwide
- Small, medium-sized and large companies
- Data for (only) last 10 years, also interim data
- Free access through Tritonia's Finna search service



Orbis World

The screenshot displays the Orbis World website interface. At the top, the browser address bar shows the URL: https://orbis.bvdinfo.com/version-201319/Search.QuickSearch.serv?_CID=1&context=QEM87AAFQL8BR2. The website header features the Orbis logo and the tagline "Company information across the globe". Below the header, there is a navigation menu with tabs for "Companies", "Contacts", "News", "M&A deals", "Industry research", "Global Reports", "Royalty agreements", and "Patents". A search bar is located below the navigation menu, with the placeholder text "Enter a company name or BvD ID number". To the right of the search bar are links for "Alerts", "Settings", "Help", and "Contact us".

The main content area is divided into several sections. On the left, there is a "Home" section with a "Search" button and links for "Saved searches", "Favourites", and "History". Below this, there is a "Grouped view" section with a search criterion input field. The search results are displayed in a table with two columns. The left column lists various company information categories, and the right column lists financial and operational data categories.

Company name	Financial data ▶
Identification numbers ▶	Number of employees
Status	Global ratios
Legal form ▶	Accounts type & availability ▶
Year of incorporation	Stock data ▶
Location ▶	Earnings estimates & brokers recommendations ▶
Contact information ▶	Category of companies ▶
Industry ▶	Updated reports ▶
Patents ▶	Custom data ▶
Directors ▶	All companies
Auditors & other advisors	
Ownership data ▶	

At the bottom of the search results, there is a checkbox labeled "Default home page" which is checked.

On the right side of the page, there is a sidebar with a "Go to the list of" dropdown menu. Below this, there is a "Search" section with a list of search options: "New search", "Modify current search", "Batch search", "Analysis", "Segmentation", "Peer analysis", "Aggregation", "Statistical distribution", "Concentration analysis", "Linear regression", "SME analysis", "Mailing", and "Mailing".

Thomson Reuters Eikon

- Worldscope, I/B/E/S, Datastream
- Fundamental data on public and private firms around the world
- Represents over 95% of global market value
- Annual and interim data for over 57.000 companies and over 20 years
- Detailed and consensus estimates from I/B/E/S
- Environmental, Social and Governance variables
- Mergers & Acquisitions



Datastream

- Widely recognised as the number one historical financial information provider
- Up to 50 years of history on many series
- Over 6,5 million global financial instruments and indicators
- Over 85.000 active and 80.000 inactive securities
- Covering 175 countries
- Totaling over 140 million time series



Datastream contents

All Category Options	Close
Bond Indices (80 154)	
Bonds & Convertibles (1 868 331)	
Commodities (145 026)	
Constituent Lists (281 931)	
Credit Default Swaps (101 106)	
Economics (10 982 097)	
Equities (266 215)	
Equity Indices (348 412)	
Exchange Rates (11 310)	
Futures (337 052)	
Interest Rates (24 702)	
Investment Trusts (3 089)	
Options (16 239 859)	
Unit Trusts (546 541)	
User Created Time Series (3)	
User Portfolios & Lists (166)	
Warrants (2 952 763)	



SDC Platinum

- Global New Issues Databases
 - All Equity: Common Stock, Convertible, Equity Pipeline and Registrations, Private Equity
 - All Bonds: Non-Convertible Bonds, Preferred Stock, Mortgage/Asset Backed, Bonds Pipeline and Registrations, MTN Programs, Private Debt
 - All Syndicated Loans
- Mergers & Acquisitions
 - US Targets
 - Non-US Targets
 - Joint Ventures/Alliances
- Global Public Finance
 - Project Finance



Audit Analytics

- Audit Analytics provides detailed research on over 20.000 public companies and more than 1.500 accounting firms from USA
- Data source for tracking and analysis of public company disclosures related to the audit, compliance, governance, corporate actions and federal litigation
- Data from year 2000
- NEW! Audit Analytics Europe from 2009-2012->



Helsinki Stock Exchange

- Historical end of day data from 1987
 - Close, high, low, bid and ask prices, volumes
 - Shares, warrants, subscription rights



Helsinki Stock Exchange

- Intraday data from Helsinki Stock Exchange
 - Price, volume, exact time, broker codes for each trade
 - Data from 1987
 - Shares, warrants, subscription rights



Helsinki Stock Exchange

- All official announcements given by listed firms and HSE
- E.g. interim reports, share issues, splits, co-operation negotiations, corporate acquisitions, big orders...
- Data from 1992



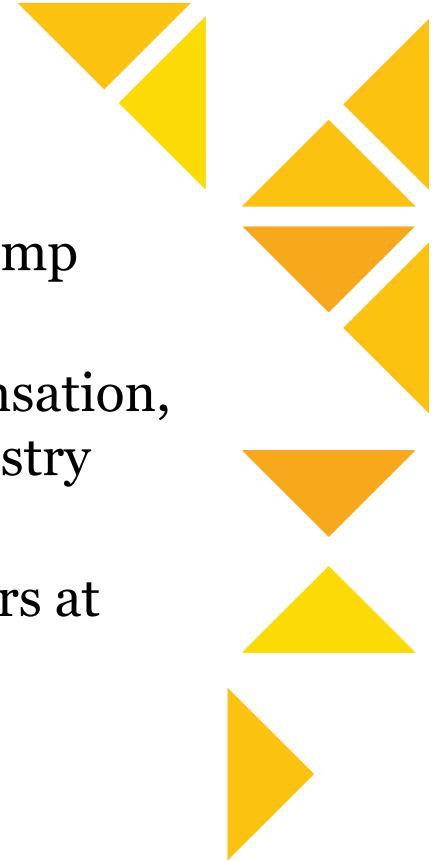
Corporate Governance data

- Corporate Governance data 2001-2010 from Institutional Shareholder Services
- Rating tool that assists in evaluating the quality of corporate boards and their corporate governance practices
- Rates 5.600 U.S. companies and 2.200 non-U.S. companies



ExecuComp

- Executive compensation data from ExecuComp (from 1992)
- Includes current and historical total compensation, executive options and compensation of industry peers
- Over 37.000 executives, including top officers at over 3.000 companies



Fitch Connect

- Financial data on **banks**, insurance firms, corporates and sovereigns, including 3-year forecast data.
- Financial data includes annual and interim statements, original financial filings and a comprehensive set of ratios, including key regulatory ones.
- This database replaces Bankscope.



Webropol

- Webropol - not only collecting data with electronic surveys but also analyzing your own data collected by other means.
- Text mining – qualitative text analysis
- Statistics – Basic and in depth statistical analysis
 - Basic (t-test, canonical correlation etc.)
 - Variance analyses (ANOVA, correlation analysis)
 - Multidimensional scaling / factor analyses:
 - Cluster analyses:
 - Regressions
- - Contact person Tiina Jokinen

Smaller databases/datasets

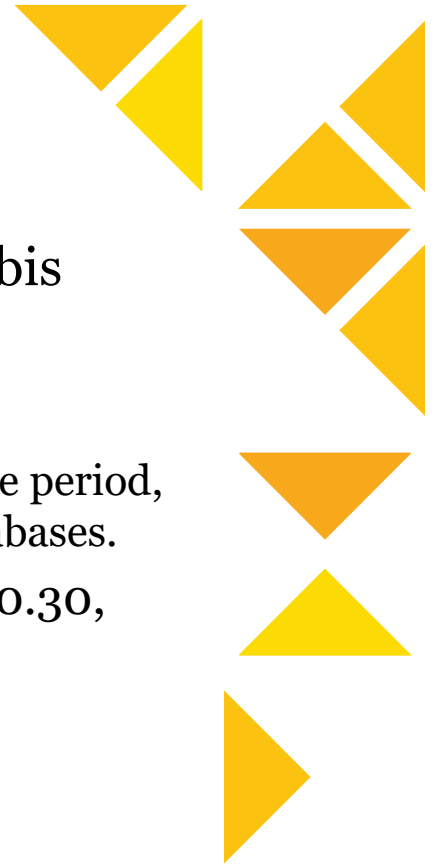
- Datasets for research projects



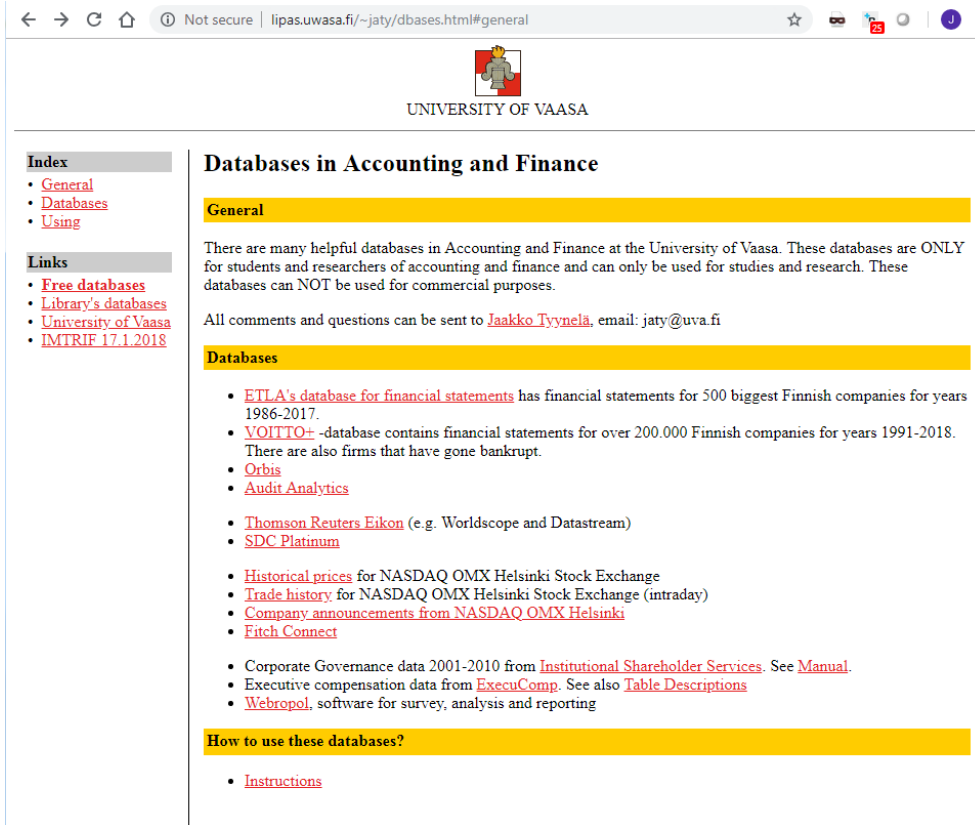
How to access the databases?

- Students have free access to Voitto+ and Orbis
- For other databases:
 - Data request to Jaakko Tyynelä
 - Describe markets, firms, variables (codes), time period, frequency etc. No need to know names for databases.
 - Send email or visit at office hour (wed 9.30-10.30, room D322)

I'll try to send the data in one week!




http://lipas.uwasa.fi/~jaty/dbases.html



The screenshot shows a web browser window with the address bar displaying 'lipas.uwasa.fi/~jaty/dbases.html#general'. The page header features the University of Vaasa logo and name. The main content is titled 'Databases in Accounting and Finance' and is organized into sections: 'Index', 'Links', 'General', 'Databases', and 'How to use these databases?'. The 'Index' and 'Links' sections provide navigation options. The 'General' section contains introductory text and contact information for Jaakko Tyynelä. The 'Databases' section lists various financial data sources with brief descriptions. The 'How to use these databases?' section includes a link to 'Instructions'.

← → ↻ 🏠 ⓘ Not secure | lipas.uwasa.fi/~jaty/dbases.html#general ☆ 🗨️ 📄 🔄 🌐


UNIVERSITY OF VAASA

Index

- [General](#)
- [Databases](#)
- [Using](#)

Links

- [Free databases](#)
- [Library's databases](#)
- [University of Vaasa](#)
- [IMTRIF 17.1.2018](#)

Databases in Accounting and Finance

General

There are many helpful databases in Accounting and Finance at the University of Vaasa. These databases are ONLY for students and researchers of accounting and finance and can only be used for studies and research. These databases can NOT be used for commercial purposes.

All comments and questions can be sent to [Jaakko Tyynelä](mailto:Jaakko.Tyynela@uva.fi), email: jaty@uva.fi

Databases

- [ETLA's database for financial statements](#) has financial statements for 500 biggest Finnish companies for years 1986-2017.
- [VOITTO+](#) -database contains financial statements for over 200.000 Finnish companies for years 1991-2018. There are also firms that have gone bankrupt.
- [Orbis](#)
- [Audit Analytics](#)
- [Thomson Reuters Eikon](#) (e.g. Worldscope and Datastream)
- [SDC Platinum](#)
- [Historical prices](#) for NASDAQ OMX Helsinki Stock Exchange
- [Trade history](#) for NASDAQ OMX Helsinki Stock Exchange (intraday)
- [Company announcements from NASDAQ OMX Helsinki](#)
- [Fitch Connect](#)
- Corporate Governance data 2001-2010 from [Institutional Shareholder Services](#). See [Manual](#).
- Executive compensation data from [ExecuComp](#). See also [Table Descriptions](#)
- [Webropol](#), software for survey, analysis and reporting

How to use these databases?

- [Instructions](#)

<http://lipas.uwasa.fi/~jaty/dbases.html>



UNIVERSITY OF VAASA

Links to free databases

Finland:

[Company announcements from Finland \(from 2007\)](#)
[Company announcements from Finland \(from 2003\)](#)
[NasdaqOMX_index - historical prices from 1999](#)
[NasdaqOMX_shares - historical prices from 1997](#)
[NasdaqOMX_Disclosure Dates](#)
[Historical prices from Yahoo](#)
[Statistics Finland](#)
[Indicator - Up-to-date information on key social indicators from Finland](#)
[Statistics from Bank of Finland](#)
[Euroclear_Finnish lists and statistics](#)

USA:

[Federal Reserve Bank of St.Louis](#)
[Federal Reserve](#)
[The National Bureau of Economic Research](#)
[Economagic](#)
[Kenneth R. French's pages](#)
[Datasets by Aswath Damodaran](#)
[Data by Tobias Moskowitz](#)
[CBOE SKEW Index \(SKEW\)](#)
[CBOE Volatility Index \(VIX\)](#)





Vaasan yliopisto
UNIVERSITY OF VAASA